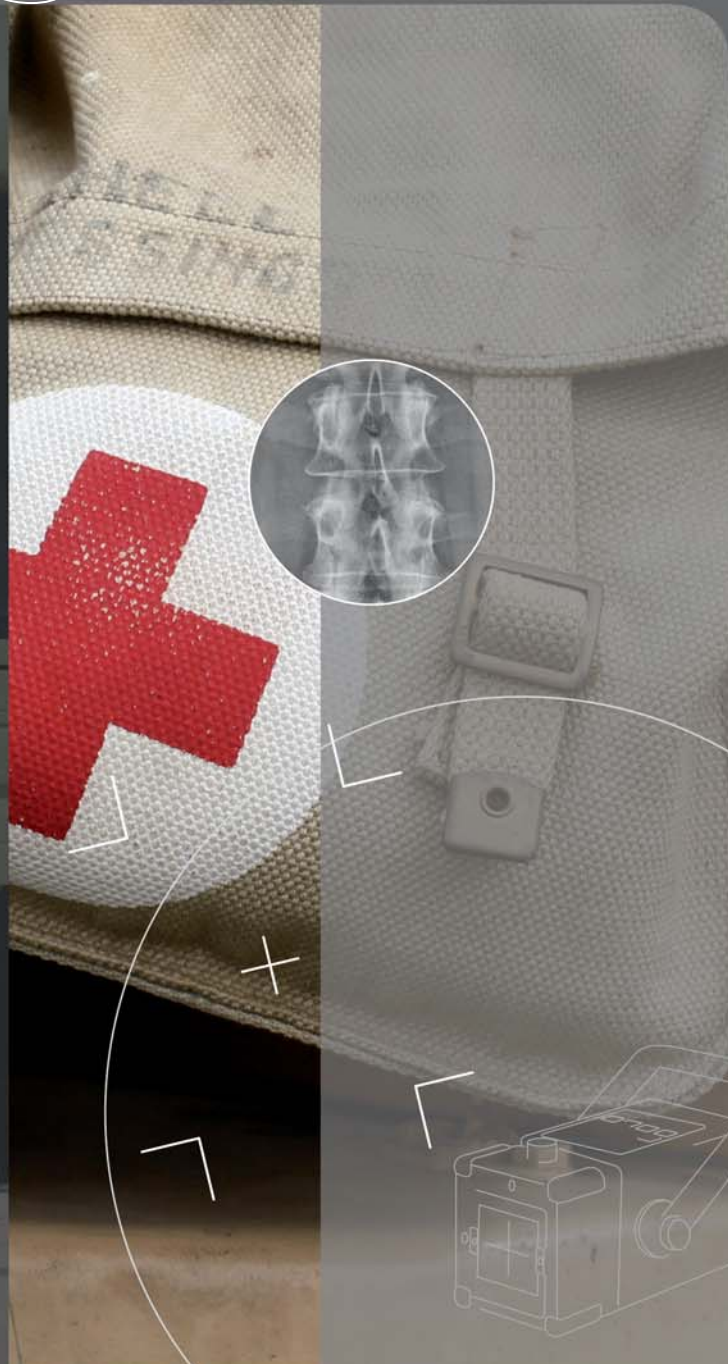



Digital X-ray systems

for mobile and
inpatient medical
facilities



Anytime



Your
reliable new
companion

Digital X-ray images

- Anywhere

Mobile digital all-in-one system
for your medical facility or field hospital



Lightweight and portable complete
X-ray solution **Amadeo M mini** *[page 4/5]*

Portable digital systems as upgrade kit for
existing mobile or stationary X-ray equipment



Portable, robust suitcase solution
Leonardo DR mini *[page 6/7]*



The world's most lightweight portable X-ray
backpack system **Leonardo DR nano** *[page 8/9]*

Stationary digital X-ray
complete system



Fully motorised X-ray system **Amadeo Z**
for low ceiling heights *[page 10/11]*

7 good reasons

for a digital X-ray system by OR Technology

Made in Germany

... excellent quality and best service for hardware and software.

Field tested

... by the armed forces of New Zealand, Portugal, Germany, Bahrain, etc.

Highest image quality

... based on 25 years of experience and several thousand digital X-ray systems installed worldwide.

A system easy to operate

...even for staff with limited radiological training. The integrated X-ray positioning guide provides information on the correct adjustment and positioning technique for each examination.

A diagnosis by your trusted physician



...via Cloud - Radiologists assess the X-ray images which can be transmitted worldwide via the internet.

Low maintenance requirements

... as the X-ray system does not include any mechanical parts that require regular maintenance.

Portability of the digital X-ray solution

... due to low weight and special transport solutions (except from **Amadeo Z**). In case of malfunction, this compact solution is easy to send in for repair. No need to pay for a technician.



Mobile all-in-one system

Amadeo M mini - Wireless, digital X-ray imaging with a lightweight, portable complete solution for ambulatory and inpatient care

→ **You are looking for an all-in-one X-ray system?**

You have found it: With the compact **Amadeo M mini** system, it is possible to obtain X-ray images not only of the extremities, but of all regions of the trunk, including thorax, spinal cord, abdomen and pelvis. The X-ray images can be generated rapidly and sent to a trusted radiologist via cloud services.

The system was developed with mobile use in mind and can easily be transported due to its low overall weight and compact build (56.5 x 136.5 cm). The lightweight system can easily be pulled over steps, swivelled in all directions (a huge advantage in confined spaces and elevators) and does not tip over on uneven ground. Its large and sturdy wheels permit effortless movement.

Amadeo M mini systems include essential components such as flat panel detector, X-ray generator and image processing station with our globally tested acquisition and diagnostic software package and integrated multimedia X-ray positioning guide for fine adjustments (depending on the version).

Total weight only ca.
60 kg
(M-AX model)



Detailed information on the **Amadeo M mini** system can be found at www.or-technology.com



Already in service:

- in the military medical service of the German Federal Armed Forces
- in a field hospital of the Portuguese Army
- in a mobile field hospital in the Namib desert
- in the military medical service in New Zealand
- in mobile hospital containers of aid agencies



Shockproof

For mobile and stationary use

High-performance

Small and light weight

Portable X-ray suitcase


Leonardo DR mini - robust, digital suitcase solution as an upgrade for an existing system

- You already have a conventional X-ray unit and work with X-ray films and would like to start working digital?
- You are already using a digital imaging plate system (CR) and would like to convert to direct digital X-ray imaging?

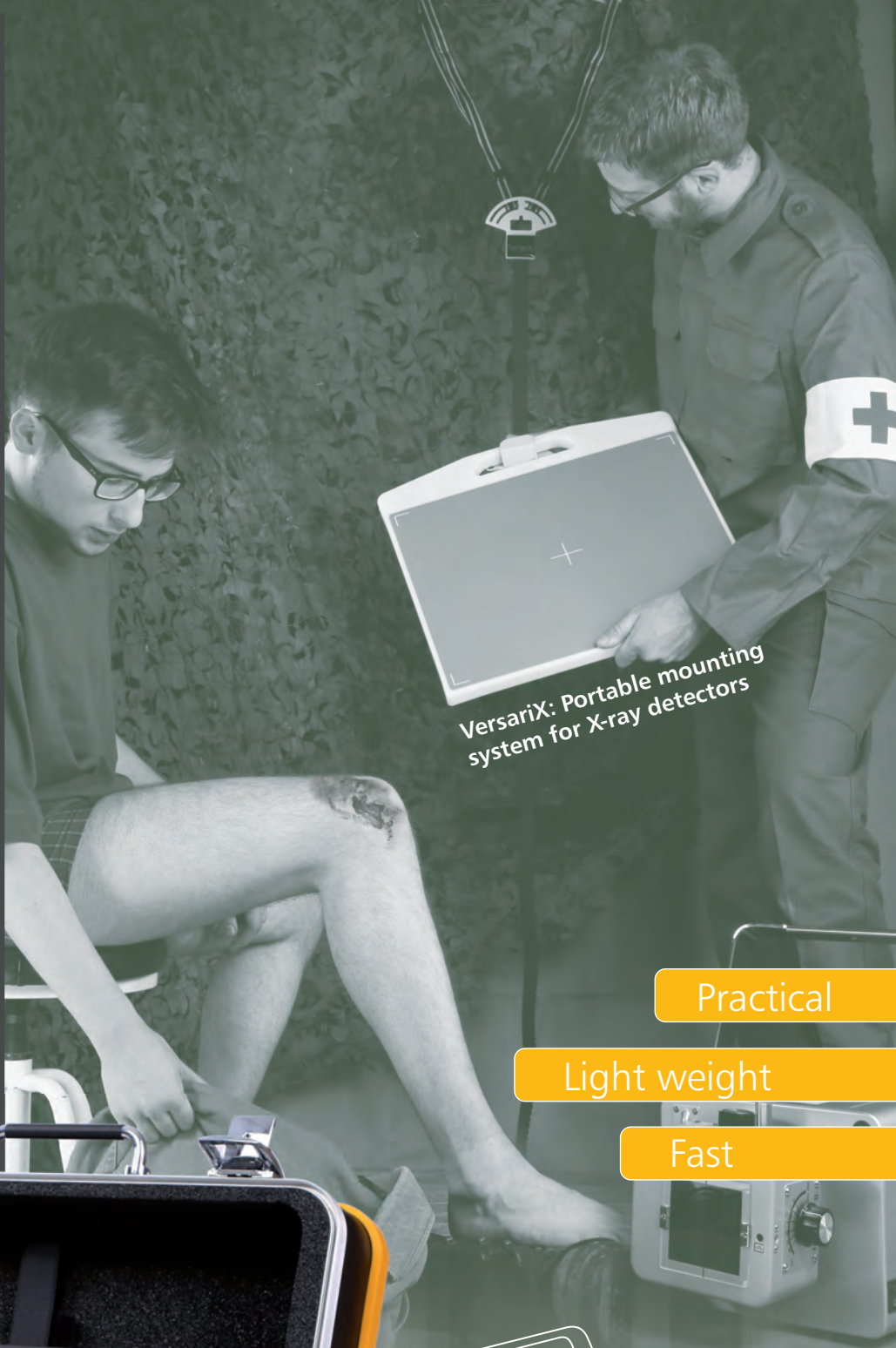
Then our Leonardo suitcase solution is just right for you:

The compact suitcase solution is a portable digital X-ray system for mobile and stationary medical facilities of any type. This system can be used for X-ray imaging in the field and in confined spaces. The extremely lightweight suitcase is easy to transport and can therefore even be shared among several units.

The system only requires a few steps to be installed on site and be ready to use. An integrated laptop guarantees high-quality image viewing. As soon as the images have been taken, they can also be transmitted to a specialist.



Detailed information on the **Leonardo** suitcase system can be found at www.or-technology.com



VersariX: Portable mounting system for X-ray detectors

Practical

Light weight

Fast



Already in service:

- in the Portuguese Navy
- on submarines
- on research vessels
- on cruise ships and private yachts

Lightweight nano system

Leonardo DR nano - one of the world's most lightweight portable X-ray solutions, with just an X-ray detector and a tablet PC

→ You already have a mobile X-ray device and are looking for a robust, portable digital solution?

Then our **Leonardo nano solution** is exactly what you are looking for: The **Leonardo DR nano** is one of the lightest portable X-ray solutions worldwide and was designed with disaster control, emergency medicine in field environments as well as military use in mind. The system consists of only a wireless X-ray detector and a laptop. Weighing in at only 8 kg (including backpack), the **Leonardo DR nano** is highly portable and ideal for use in inaccessible terrain.

Extremely
light
only approx
5,4 kg



High-quality X-ray images can be generated quickly at remote locations for immediate diagnosis (e.g., field hospitals) or for consultation with specialists via email or cloud services.

The laptop (optionally tablet PC) complies with the newest standards and is equipped with the professional acquisition and diagnosis software. The display offers a resolution of 1920 x 1080 pixels. The **Leonardo**'s straightforward user interface makes it easy for staff to generate excellent X-ray images.

The integrated diagnostic evaluation software offers worldwide, fast and cost efficient exchange of information (via Cloud and web based viewer solutions), considering and adhering to safety provisions for telemedical solutions.

Detailed information can be found at www.or-technology.com



Robust and portable

Extremely lightweight

Convenient

X-ray complete system

Amadeo Z - space-saving alternative for low ceiling heights (min. 2.40 meters) for military hospitals

→ You wish to equip your hospital with a fully motorised, digital X-ray system of the newest generation?

Then the Amadeo Z complete system is the perfect fit for you:

This **Amadeo Z** system – offering best image quality at low X-ray doses – is a space saving alternative for low ceiling heights. The optimised work flow reduces the number of process steps, saving you time as well as personal and financial resources.

The U-arm can be positioned easily and within seconds. The stand is equipped with four electric motors for precise and effortless positioning. The complete system can be operated manually even if the motorisation should fail. The system makes it possible to examine for patients in a sitting, standing or prone position (table is optional).

By making use of a 43 cm x 43 cm detector, the extra effort of rotating from vertical to horizontal images is no longer necessary



Detailed information on the **Amadeo Z** system can be found at www.or-technology.com



Fully motorised

For small rooms

User friendly



Amadeo Z-DR

Already in service:

- with the National Guard of Bahrain
- Helios group of clinics
- several sports clinics

Acquisition software

Easy to operate even for staff with limited radiological training

- Modern graphical user interface, adaptable **to almost any language – touchscreen operated**
- **Intuitive operation** – facilitates work even in unusual emergency situations without specially trained Xray staff
- **Freely configurable** body parts with more than **200 projections** and numerous possible adjustments
- Integrated measuring tools, special image filters and many other tools for measuring and image optimisation
- Recording of recurring **examination procedures as macros**, e.g. thorax screenings
- **Fully integrated, multimedia X-ray positioning guide** for correct positioning in any examination incl. many tips, videos, photos and correct images



Detailed information on PACS software can be found at www.or-technology.com



operator: J. Smith
Jefferson, Thomas May 21, 1964

management
d1comPACS[®] DX-R
X-ray Acquisition Software

patient x-ray lists

plan edit exposure 3/5

Skull PA	73 KVP	125mAs
Skull LAT	73 KVP	100mAs
Nasal bones	52 KVP	6.4mAs
Skull supine LAT	73 KVP	100mAs
Nasal bones	44 KVP	3.2mAs

100% 90° 90° WP

finish study

coc

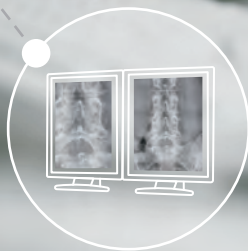

Diagnosis

made by specialists via Internet &
ORCA Cloud solution

What happens if a diagnosis is urgently required – for instance on high sea or in remote and inaccessible areas? If there is no specialist at hand in such an emergency situation, Xray images may have to be transmitted from the treatment facility to a specialist without delay.

The mobile X-ray systems by OR Technology offer an optimal and safe solution by means of an integrated diagnostic evaluation software as well as a variety of image distribution options. Observing safety regulations, OR Technology offers teleradiology solutions guaranteeing round the clock worldwide, fast and cost efficient exchange of information. All that is required is a computer with internet access.





Simple

Worldwide

Safe

Global

Digital solutions and international service

OR Technology has been developing and producing digital X-ray technology and image management systems for 25 years. The company's highly professional solutions for stationary and mobile use have proven successful in medical practices and clinics in more than 90 countries.

OR Technology's know how is based on decades of experience in developing software for digital image processing combined with specialised knowledge in the field of X-ray technology. An integral part of OR Technology's innovation strategy is close interaction with doctors and universities.

An international network of qualified partners ensures OR Technology's global presence. No matter where in the world help is needed – a service point by OR Technology will be close by.

+49 381 600 500 or info@or-technology.com

High quality standards



Certified Quality Management System ISO 13485



CE marking in accordance with the European Medical Devices Directive 93/42 EEC Annex II



510(k) FDA approval (U.S. Food and Drug Administration)




MDSAP (as of April 2018) certification Health Canada



Nato-Code CJ168 and PINr. 6525-01400

OR Technology Headquarters
in Rostock, Germany





www.or-technology.com | **X-perts in X-ray**

OR Technology (Oehm und Rehbein GmbH)
18057 Rostock, Germany, Neptunallee 7c
Tel. +49 381 36 600 500, Fax +49 381 36 600 555
www.or-technology.com, info@or-technology.com

Info hotline: +49 381 36 600 600